

KEY REASONS TO OWN THIS FUND

- Monthly distributions of \$0.075 per unit
- A core holding as a Canadian dividend/ income component of a well-diversified portfolio
- Opportunity for long-term capital appreciation

THIS FUND IS FOR:

Investors with medium-term investment goals seeking reliable income through a disciplined and active portfolio management style.

INVESTMENT OBJECTIVES

The Fund seeks to provide high investment returns by investing primarily in income producing securities such as income trusts, bonds, common and preferred shares.

FUND FACTS

UNIT PRICE*	Class A – \$3.55
ASSET CLASS	Canadian Equity and Income
DISTRIBUTION FREQUENCY	Monthly, fixed rate
INCEPTION DATE	June 24, 2003
MANAGEMENT FEES	Class A – 2.00%
MINIMUM INITIAL INVESTMENT	\$500
ADDITIONAL INVESTMENT	\$25
RSP/RIF/TFSA	100% Eligible
SUB ADVISOR	Front Street Capital 2004 . (As of October 9, 2015)
FUND NET ASSETS*	\$137.5 Million
VOLATILITY LEVEL	

FUND PERFORMANCE

COMPOUND RETURNS % - CLASS A*

1 MTH	3MTH	6MTH	YTD	1 YEAR	3 YEARS	5 YEARS	10 YEARS	SINCE INCEPTION
3.87%	-4.10%	-7.78%	-7.37%	-9.01%	2.30%	2.46%	3.26%	4.54%

CALENDAR RETURNS % - CLASS A*

YTD*	2014	2013	2012	2011	2010	2009	2008	2007	2006	2005
-7.37%	-0.44%	13.82%	6.01%	-4.91%	21.43%	38.26%	-31.30%	-0.80	4.44%	-1.30%

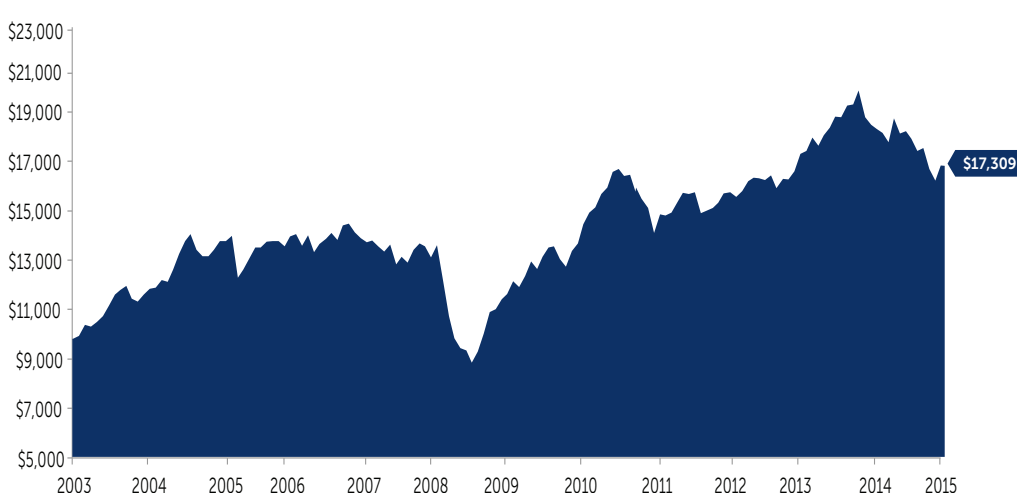
FUND CODES AND DISTRIBUTIONS

Class	Fund Code	Fixed Monthly Distribution
A	MAV 113	\$0.075
	MAV 213	\$0.075
	MAV 513	\$0.075

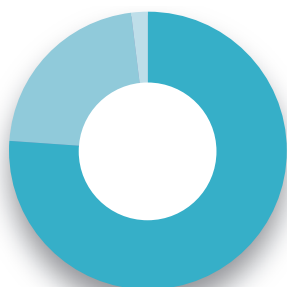
TOP HOLDINGS %*

Toronto Dominion Bank	6.14%
Royal Bank of Canada	5.65%
Bank of Nova Scotia	5.34%
Brookfield Asset Management Inc.	3.97%
Brookfield Infrastructure Partners	3.77%
Manulife Financial Corp.	3.14%
Thomson Reuters Corp.	3.11%
Suncor Energy Inc.	3.10%
JPMorgan Chase & Co.	3.04%
Cineplex Inc.	2.92%

GROWTH OF \$10,000- CLASS A*

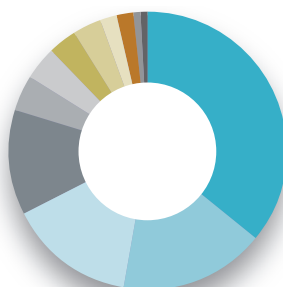


ASSET ALLOCATION %*



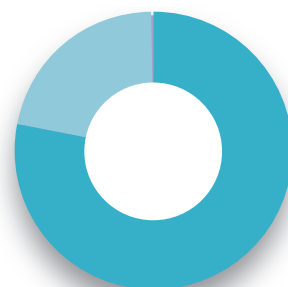
■ CANADIAN EQUITIES.....	78.87%
■ US EQUITIES.....	22.52%
■ CASH & EQUIVALENTS.....	1.99%

SECTOR ALLOCATION %*



■ FINANCIALS.....	37.30%
■ CONSUMER DISCRETIONARY.....	17.27%
■ INDUSTRIALS.....	15.33%
■ OIL & GAS.....	12.73%
■ HEALTH CARE.....	4.30%
■ INFORMATION TECHNOLOGY.....	3.83%
■ CONSUMER STAPLES.....	3.54%
■ TELECOMMUNICATION SERVICES.....	3.50%
■ UTILITIES.....	2.04%
■ CASH & EQUIVALENTS.....	1.99%
■ OIL & GAS SERVICES.....	0.88%
■ MATERIALS.....	0.67%

GEOGRAPHIC ALLOCATION %*



■ CANADA.....	80.77%
■ UNITED STATES.....	22.52%

SUB ADVISOR

Front Street Capital 2004

Toronto-based Front Street Capital has been serving Canadian advisors and investors for over a decade. The firm offers a diverse range of investments, including growth, income and tax-minded portfolios offered as mutual funds, hedge funds, and flow-through limited partnerships. Its team of independent-thinking and experienced portfolio managers have demonstrated long-term success in assessing global macro economic and structural themes driving the markets.



FRANK MERSCH
Chairman, Chief Investment Officer and Senior Portfolio Manager

Frank Mersch serves as Chairman, Chief Investment Officer, Vice President and Senior Portfolio Manager at Front Street Capital. He holds a Chartered Financial Analyst designation and has over 30 years of experience in the investment industry, including 11 years as an investment manager with Altamira, from 1987 to 1998. During that period he was instrumental in building an organization which had over 300 employees and approximately \$17 billion of assets under management, and served as both a director and Vice President. At Altamira, Mr. Mersch managed and marketed private wealth, mutual funds and pension funds, and earned a reputation as one of the most highly regarded investment managers in Canada, frequently making appearances on "Wall Street Week" and in other investment media. Prior to joining Altamira in 1987, Mr. Mersch was President of Special Investment and Vice President of Guardian Capital Group, and Vice President of Investments at Morgan Trust Company of Canada. Since June 1999, Mr. Mersch has been a Senior Portfolio Manager for the Front Street group, managing several funds including Front Street Hedge Fund, Front Street Global Opportunities Class and Front Street Global Balanced Income Class. Mr. Mersch holds a Bachelor of Commerce degree from the University of Toronto.

* As at October 31, 2015

Marquest Funds are offered by Marquest Asset Management Inc. and distributed through authorized dealers. This fund profile should be used only as a general source of information, and should not be considered a solicitation to buy or an offer to sell securities of the fund. Mutual fund choices should be evaluated relative to individual investment objectives. While information is accurate as at the date noted, holdings and asset mix will change. Commissions, trailing commissions, management fees and expenses all may be associated with mutual fund investments. Please read the prospectus before investing. The indicated rates of return are the historical annual compounded total returns including changes in unit value and reinvestment of all distributions and do not take into account sales, redemption, distribution or optional charges or income taxes payable by any unitholder that would have reduced returns. Mutual funds are not guaranteed, their values change frequently and past performance may not be repeated. The rate of return or mathematical table shown is used only to illustrate the effects of the compound growth rate and is not intended to reflect future values of the fund or returns on investment in the fund.

TORONTO

161 Bay Street, Suite 4420, P.O. Box 204
Toronto, ON M5J 2S1
T: 416.777.7350 or 1.877.777.1541
F: 416.777.7362

MONTREAL

1155 Robert-Bourassa Boulevard, Suite 905
Montreal, QC H3B 3A7
T: 514.227.0666 or 1.866.687.9363
F: 514.875.8188

VANCOUVER

1055 West Hastings Street, Suite 300
Vancouver, B.C. V6E 2E9
T: 604.895.7281
F: 604.684.6024

CLIENT SERVICES

T: 416.365.4077 or 1.888.964.3533
F: 416.365.4080
clientservices@marquest.ca
www.marquest.ca

KEY REASONS TO OWN THIS FUND

- Monthly distributions of \$0.075 per unit
- A core holding as a Canadian dividend / income component of a well-diversified portfolio
- Opportunity for long-term capital appreciation

THIS FUND IS FOR:

Investors with medium term investment goals seeking reliable income through a disciplined and active portfolio management style.

INVESTMENT OBJECTIVES

The Fund seeks to provide high investment returns by investing primarily in income producing securities such as income trusts, bonds, common and preferred shares.

FUND FACTS

UNIT PRICE*	Class AA – \$13.68
ASSET CLASS	Canadian Equity and Income
DISTRIBUTION FREQUENCY	Monthly, fixed rate
INCEPTION DATE	June 30, 2013
MANAGEMENT FEES	Class AA – 2.00%
MINIMUM INITIAL INVESTMENT	\$500
ADDITIONAL INVESTMENT	\$25
RSP/RIF/TFSA	100% Eligible
SUB ADVISOR	Front Street Capital 2004 . (As of October 9, 2015)
FUND NET ASSETS*	\$3.7 Million
VOLATILITY LEVEL	

FUND PERFORMANCE

COMPOUND RETURNS % - CLASS AA*

1 MTH	3MTH	6MTH	YTD	1 YEAR	3 YEARS	5 YEARS	10 YEARS	SINCE INCEPTION
4.03%	-3.77%	-7.30%	-6.65%	-8.14%	-	-	-	1.96%

CALENDAR RETURNS % - CLASS AA*

YTD*	2014	2013**	-	-	-	-	-	-	-
-6.65%	1.69%	10.16%	-	-	-	-	-	-	-

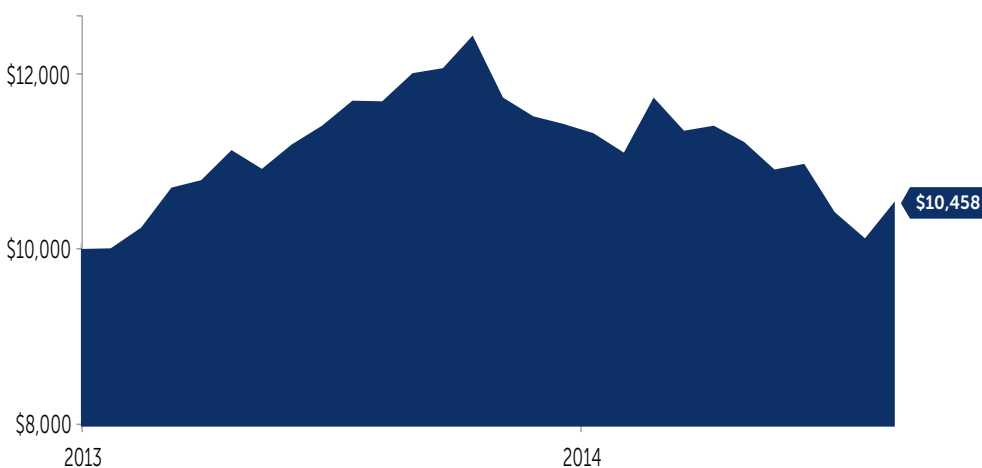
FUND CODES AND DISTRIBUTIONS

Class	Fund Code	Fixed Monthly Distribution
AA	MAV 1113	\$0.115
	MAV 1213	\$0.115
	MAV 1513	\$0.115

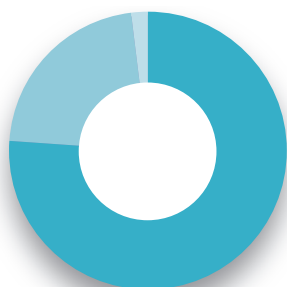
TOP HOLDINGS %*

Toronto Dominion Bank	6.14%
Royal Bank of Canada	5.65%
Bank of Nova Scotia	5.34%
Brookfield Asset Management Inc.	3.97%
Brookfield Infrastructure Partners	3.77%
Manulife Financial Corp.	3.14%
Thomson Reuters Corp.	3.11%
Suncor Energy Inc.	3.10%
JPMorgan Chase & Co.	3.04%
Cineplex Inc.	2.92%

GROWTH OF \$10,000- CLASS AA*

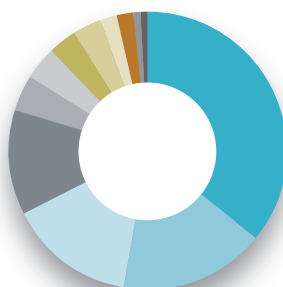


ASSET ALLOCATION %*



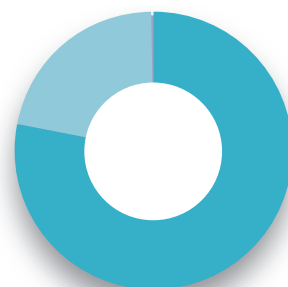
■ CANADIAN EQUITIES.....	78.87%
■ US EQUITIES.....	22.52%
■ CASH & EQUIVALENTS.....	1.99%

SECTOR ALLOCATION %*



■ FINANCIALS.....	37.30%
■ CONSUMER DISCRETIONARY.....	17.27%
■ INDUSTRIALS.....	15.33%
■ OIL & GAS.....	12.73%
■ HEALTH CARE.....	4.30%
■ INFORMATION TECHNOLOGY.....	3.83%
■ CONSUMER STAPLES.....	3.54%
■ TELECOMMUNICATION SERVICES.....	3.50%
■ UTILITIES.....	2.04%
■ CASH & EQUIVALENTS.....	1.99%
■ OIL & GAS SERVICES.....	0.88%
■ MATERIALS.....	0.67%

GEOGRAPHIC ALLOCATION %*



■ CANADA.....	80.77%
■ UNITED STATES.....	22.52%

SUB ADVISOR

Front Street Capital 2004

Toronto-based Front Street Capital has been serving Canadian advisors and investors for over a decade. The firm offers a diverse range of investments, including growth, income and tax-minded portfolios offered as mutual funds, hedge funds, and flow-through limited partnerships. Its team of independent-thinking and experienced portfolio managers have demonstrated long-term success in assessing global macro economic and structural themes driving the markets.



FRANK MERSCH
Chairman, Chief Investment Officer and Senior Portfolio Manager

Frank Mersch serves as Chairman, Chief Investment Officer, Vice President and Senior Portfolio Manager at Front Street Capital. He holds a Chartered Financial Analyst designation and has over 30 years of experience in the investment industry, including 11 years as an investment manager with Altamira, from 1987 to 1998. During that period he was instrumental in building an organization which had over 300 employees and approximately \$17 billion of assets under management, and served as both a director and Vice President. At Altamira, Mr. Mersch managed and marketed private wealth, mutual funds and pension funds, and earned a reputation as one of the most highly regarded investment managers in Canada, frequently making appearances on "Wall Street Week" and in other investment media. Prior to joining Altamira in 1987, Mr. Mersch was President of Special Investment and Vice President of Guardian Capital Group, and Vice President of Investments at Morgan Trust Company of Canada. Since June 1999, Mr. Mersch has been a Senior Portfolio Manager for the Front Street group, managing several funds including Front Street Hedge Fund, Front Street Global Opportunities Class and Front Street Global Balanced Income Class. Mr. Mersch holds a Bachelor of Commerce degree from the University of Toronto.

* As at October 31, 2015

** From June 30, 2013 to December 31, 2013

Marquest Funds are offered by Marquest Asset Management Inc. and distributed through authorized dealers. This fund profile should be used only as a general source of information, and should not be considered a solicitation to buy or an offer to sell securities of the fund. Mutual fund choices should be evaluated relative to individual investment objectives. While information is accurate as at the date noted, holdings and asset mix will change. Commissions, trailing commissions, management fees and expenses all may be associated with mutual fund investments. Please read the prospectus before investing. The indicated rates of return are the historical annual compounded total returns including changes in unit value and reinvestment of all distributions and do not take into account sales, redemption, distribution or optional charges or income taxes payable by any unitholder that would have reduced returns. Mutual funds are not guaranteed, their values change frequently and past performance may not be repeated. The rate of return or mathematical table shown is used only to illustrate the effects of the compound growth rate and is not intended to reflect future values of the fund or returns on investment in the fund

TORONTO

161 Bay Street, Suite 4420, P.O. Box 204
Toronto, ON M5J 2S1
T: 416.777.7350 or 1.877.777.1541
F: 416.777.7362

MONTREAL

1155 Robert-Bourassa Boulevard, Suite 905
Montreal, QC H3B 3A7
T: 514.227.0666 or 1.866.687.9363
F: 514.875.8188

VANCOUVER

1055 West Hastings Street, Suite 300
Vancouver, B.C. V6E 2E9
T: 604.895.7281
F: 604.684.6024

CLIENT SERVICES

T: 416.365.4077 or 1.888.964.3533
F: 416.365.4080
clientservices@marquest.ca
www.marquest.ca