

**KEY REASONS TO OWN THIS FUND**

- Attractive current dividend yield, enhanced with call option premiums
- Opportunity for growth in dividends and long-term capital appreciation
- Sector specific portfolio focus of Canadian banks, insurance and financial service companies equities


**THIS FUND IS FOR:**

Investors with medium-term investment goals and are looking to preserve and enhance their capital.

**INVESTMENT OBJECTIVES**

The Fund seeks to receive dividend and option premium income and seeks long term capital appreciation by investing in dividend paying securities in the Canadian financial sector and employing a covered call option writing strategy on certain of those securities.

**FUND FACTS**

UNIT PRICE*	Series A – \$10.67
ASSET CLASS	Financial Services
DISTRIBUTION FREQUENCY	Monthly, variable rate
INCEPTION DATE	November 10, 2011
MANAGEMENT FEES	Series A – 1.65%
MINIMUM INITIAL INVESTMENT	\$500
ADDITIONAL INVESTMENT	\$25
RSP/RIFF/TFSA	100% Eligible
PORTFOLIO MANAGER	Marquest Asset Management Inc.
FUND NET ASSETS	\$15.3 Million
VOLATILITY LEVEL	 LOW HIGH

**FUND PERFORMANCE**

**COMPOUND RETURNS % - SERIES A\***

1 MTH	3MTH	6MTH	YTD	1 YEAR	3 YEARS	5 YEARS	10 YEARS	SINCE INCEPTION
-0.46%	3.16%	10.77%	0.96%	25.89%	7.54%	9.24%	-	9.91%

**CALENDAR RETURNS % - SERIES A\***

YTD*	2016	2015	2014	2013	2012	2011**	-	-	-
0.96%	19.00%	-4.02%	8.12%	16.96%	11.18%	1.83%	-	-	-

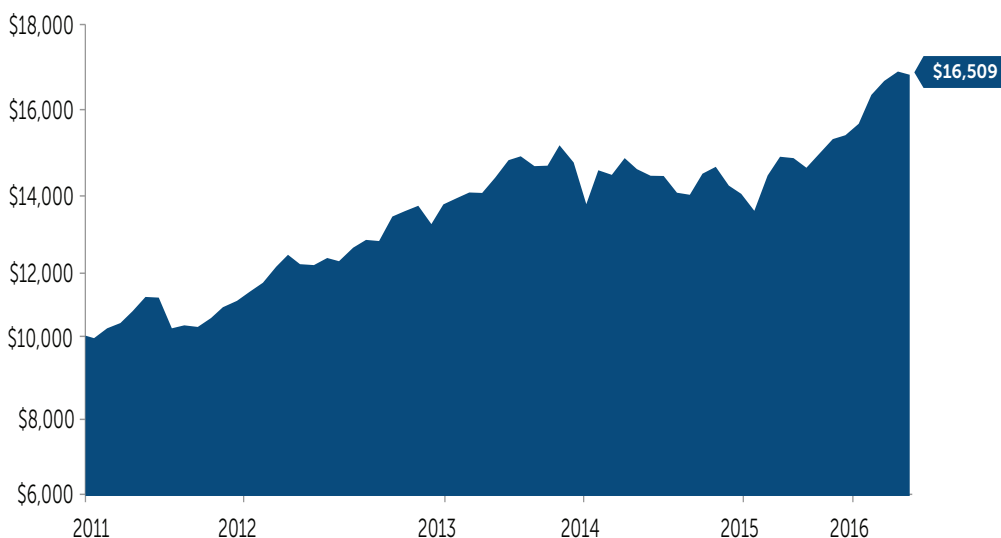
**FUND CODES AND DISTRIBUTIONS**

Series	Fund Code		Previous Month Distribution
A	Front End	MAV607	\$0.0405
A	Low Load DSC	MAV707	\$0.0405
F		MAV757	\$0.0500

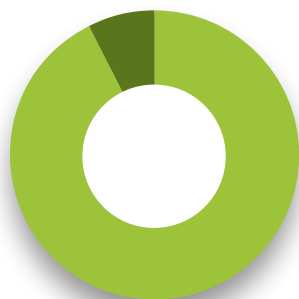
**HOLDINGS %\***

Canadian Imperial Bank of Commerce	9.72%
Bank of Montreal	9.68%
Toronto Dominion Bank	9.63%
National Bank of Canada	9.53%
Royal Bank of Canada	9.51%
Bank of Nova Scotia	9.22%
Canadian Western Bank	4.96%
Intact Financial Corp	4.93%
Fairfax Financial Holdings Ltd.	4.91%
Sun Life Financial Inc.	4.90%
Power Financial Corporation	4.89%
Great-West Lifeco Inc.	4.84%
Manulife Financial Corp.	4.84%
Industrial Alliance Insurance	4.78%
Cash	3.67%

**GROWTH OF \$10,000 - SERIES A\***



**SECTOR ALLOCATION %\***



■ FINANCIALS.....	92.59%
■ CASH .....	7.43%
■ NET OTHER ASSETS (LIABILITIES) .....	0.00%

**PORTFOLIO MANAGER**

Marquest Asset Management Inc..

Marquest Asset Management Inc. is the manager of the Marquest Funds. Our objectives are to deliver consistent, strong returns and to remain open and accessible to all our partners. Investors and their Investment Advisors can easily fine-tune their portfolios by switching funds within the Marquest Mutual Funds family. The unique breadth of our assets and expertise maximizes investor flexibility. Investors can choose a precise set of funds to suit their individual investment objectives.



GERRY BROCKELSBY, CFA  
Chief Investment Officer.

Mr. Brockelsby has over 38 years' experience in managing investment funds for corporations, pension funds and individuals. Prior to establishing Marquest in 1985, Mr. Brockelsby was the Chief investment Officer for the Inco Pension Plan for eight years. Mr. Brockelsby has managed multiple small cap equity and fixed income mandates, including Marquest's flagship Resource Fund which has been one of the top performing funds in its sector since inception in 2003. In addition, Mr. Brockelsby has also managed the Terra Funds flow-through LP'S and rollover mutual funds since early 2009. Mr. Brockelsby is the principal Portfolio Manager to the Marquest Advised Funds

\* As at February 28, 2017

\*\* From November 10, 2011 to December 31, 2011

The Marquest Covered Call Canadian Banks Plus Fund (Corporate Class) is a series of shares of the Marquest Corporate Class Funds Ltd., a mutual fund corporation. Marquest Funds are offered by Marquest Asset Management Inc. and distributed through authorized dealers. This fund profile should be used only as a general source of information, and should not be considered a solicitation to buy or an offer to sell securities of the fund. Mutual fund choices should be evaluated relative to individual investment objectives. While information is accurate as at the date noted, holdings and asset mix will change. Commissions, trailing commissions, management fees and expenses all may be associated with mutual fund investments. Please read the prospectus before investing. The indicated rates of return are the historical annual compounded total returns including changes in unit value and reinvestment of all distributions and do not take into account sales, redemption, distribution or optional charges or income taxes payable by any unitholder that would have reduced returns. Mutual funds are not guaranteed, their values change frequently and past performance may not be repeated. The rate of return or mathematical table shown is used only to illustrate the effects of the compound growth rate and is not intended to reflect future values of the fund or returns on investment in the fund.

**TORONTO**

161 Bay Street, Suite 4420, P.O. Box 204  
Toronto, ON M5J 2S1  
T: 416.777.7350 or 1.877.777.1541  
F: 416.365.4080

**MONTREAL**

1155 Robert-Bourassa Boulevard, Suite 905  
Montreal, QC H3B 3A7  
T: 514.227.0666 or 1.866.687.9363  
F: 514.875.8188

**VANCOUVER**

1055 West Hastings Street, Suite 300  
Vancouver, B.C. V6E 2E9  
T: 604.895.7281  
F: 604.684.6024

**CLIENT SERVICES**

T: 416.365.4077 or 1.888.964.3533  
F: 416.365.4080  
clientservices@marquest.ca  
www.marquest.ca