

KEY REASONS TO OWN THIS FUND

- Monthly distributions.
- A core holding as a high-quality, Canadian fixed income portfolio.
- Preservation of capital.
- Portfolio diversification.

THIS FUND IS FOR:

Investors with short to medium-term investment goals and are comfortable with low investment risk.

INVESTMENT OBJECTIVES

The Fund seeks to provide income by investing in a diversified portfolio of investment grade fixed-income assets, primarily denominated in Canadian dollars. The Fund's objective is to exceed, to the extent possible, the performance of the FTSE TMX Canada Universe Bond Index.

FUND FACTS

UNIT PRICE*	\$10.17
ASSET CLASS	Fixed Income
DISTRIBUTION FREQUENCY	Monthly, variable rate
INCEPTION DATE	December 1, 2014
MANAGEMENT FEES	Class A -1.40%
MINIMUM INITIAL INVESTMENT	\$500
ADDITIONAL INVESTMENT	\$25
RSP/RIF/TFSA	100% Eligible
SUB ADVISOR	Lorica Investment Counsel Inc.
FUND NET ASSETS*	\$5.7 Million
VOLATILITY LEVEL	 LOW HIGH

FUND PERFORMANCE
COMPOUND RETURNS % - CLASS A

1 MTH	3MTH	6MTH	YTD	1 YEAR	3 YEARS	5 YEARS	10 YEARS	SINCE INCEPTION
0.11%	1.02%	-0.62%	1.02%	1.53%	-	-	-	2.49%

CALENDAR RETURNS % - CLASS A

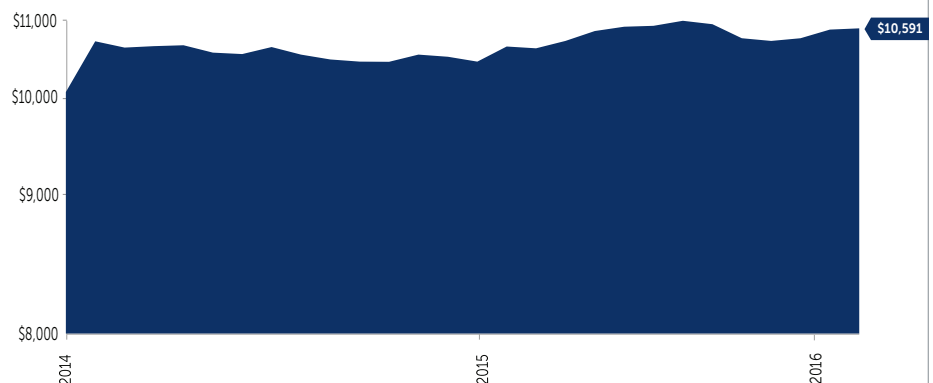
YTD	2016	2015	2014	-	-	-	-	-
1.02%	1.11%	3.16%	-	-	-	-	-	-

FUND CODES AND DISTRIBUTIONS

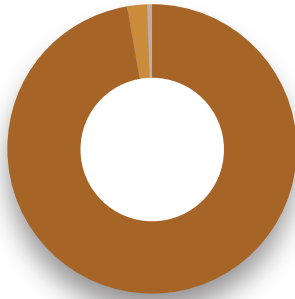
Class	Fund Code		Previous Month Distribution
A	Front End	MAV148	\$0.0055
A	DSC	MAV248	\$0.0055
A	Low Load DSC	MAV548	\$0.0055
F		MAV768	\$0.0127

TOP 10 HOLDINGS %*

Province of Ontario 1.95%, January 27, 2023	5.43%
Telus Corp 3.60% January 26, 2021	5.08%
Province of Nova Scotia 2.10% June 1, 2027	4.98%
Province of Manitoba 1.55%, September 5, 2021	4.77%
PSP Capital 1.34%, August 18, 2021	4.73%
PSP Capital 3.03%, October 22, 2020	4.73%
Bank of Nova Scotia 2.873%, June 4, 2021	4.57%
Province of Alberta 2.2%, June 01, 2026	3.69%
Province of Ontario 2.40%, June 2, 2026	3.51%
Nissan Canada Financial Services Inc 1.584% October 7, 2019	3.50%
Laurentian Bank of Canada 2.81%, June 13, 2019	3.26%

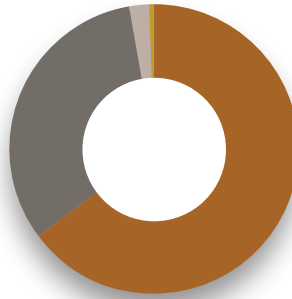
TOTAL : 48.25%
GROWTH OF \$10,000 - CLASS A*


ASSET ALLOCATION %*



FIXED INCOME	97.31%
CASH	2.21%
NET OTHER ASSETS (LIABILITIES)	0.50%

SECTOR ALLOCATION %*



CORPORATE BONDS	64.91%
PROVINCIAL BONDS	32.40%
CASH	2.21%
FEDERAL BONDS	0.00%
NET OTHER ASSETS (LIABILITIES)	0.50%

RISK PROFILE

	Fund	FTSE TMX Canada Universe Index
Yield to Maturity	1.91%	2.06%
Average Term	4.88 yrs	10.24 yrs
Modified Duration	4.48 yrs	7.35 yrs
Coupon	2.60%	3.45%
Credit Ratings(%)*		
AAA	12.69%	41.12%
AA	24.99%	27.30%
A	48.74%	21.42%
BBB	13.58%	10.16%
Constraints		
Duration	-4/+2 yrs of Universe Index	
Sectors		
Government of Canada	0-100%	
Provincials	0-50%	
Min Credit Rating	BBB	

Source: FTSE TMX Global Debt Capital Markets and Lorica Investment Counsel Inc., As at March 31, 2017. All index references refer to the FTSE TMX Canada Bond indices and their sub-indices, unless otherwise stated. *Refers to DBRS

SUB ADVISOR

Lorica Investment Counsel Inc.

Lorica Investment Counsel Inc. is an investment counsellor, committed to providing an entire investment service including management, administration, communication and compliance. Lorica's investment team and process is characterized by stability, security and consistency and an ongoing commitment to delivering superior results.



GARY MORRIS, BAsC, MBA, CFA
President & Founder

Gary is the president and founder of Lorica and a shareholder. He is responsible for the overall direction and management of the firm and manages fixed income investments for Lorica's clients. Gary has been part of Canada's fixed income community for over 25 years and has a track record that spans over 15-years. Gary graduated with a Bachelor of Applied Science (Eng.Sci.) from the Faculty of Engineering at the University of Toronto in 1986 and an MBA from the Schulich School of Business at York University in 1989. He earned the CFA designation in 1992.



THOMAS GOMES, Sr.
Portfolio Manager & Shareholder

Thomas joined Lorica at its inception and is a shareholder. He has worked together with Gary Morris since June, 2000. Thomas specializes in the analysis and management of credit investments for Lorica, where he applies his accounting and finance background to the analysis of the provincial, corporate, and securitized bond markets. Thomas graduated from the University of Toronto in 2000 with a BComm. He received his CFA designation in 2003 and US CPA designation in 2007.

* As at March 31, 2017

Marquest Funds are offered by Marquest Asset Management Inc. and distributed through authorized dealers. This fund profile should be used only as a general source of information, and should not be considered a solicitation to buy or an offer to sell securities of the fund. Mutual fund choices should be evaluated relative to individual investment objectives. While information is accurate as at the date noted, holdings and asset mix will change. Commissions, trailing commissions, management fees and expenses all may be associated with mutual fund investments. Please read the prospectus before investing. The indicated rates of return are the historical annual compounded total returns including changes in unit value and reinvestment of all distributions and do not take into account sales, redemption, distribution or optional charges or income taxes payable by any unitholder that would have reduced returns. Mutual funds are not guaranteed, their values change frequently and past performance may not be repeated. The rate of return or mathematical table shown is used only to illustrate the effects of the compound growth rate and is not intended to reflect future values of the fund or returns on investment in the fund.

TORONTO

161 Bay Street, Suite 4420, P.O. Box 204
Toronto, ON M5J 2S1
T: 416.777.7350 or 1.877.777.1541
F: 416.365.4080

MONTREAL

1155 Robert-Bourassa Boulevard, Suite 905
Montreal, QC H3B 3A7
T: 514.227.0666 or 1.866.687.9363
F: 514.875.8188

VANCOUVER

1055 West Hastings Street, Suite 300
Vancouver, B.C. V6E 2E9
T: 604.895.7281
F: 604.684.6024

CLIENT SERVICES

T: 416.365.4077 or 1.888.964.3533
F: 416.365.4080
clientservices@marquest.ca
www.marquest.ca