

KEY REASONS TO OWN THIS FUND

- A core holding as a Canadian dividend /income component of a well-diversified portfolio.
- Corporate Class series provides flexibility to move between other corporate class funds without triggering capital gains or losses.
- Opportunity for long-term capital appreciation.

THIS FUND IS FOR:

Investors with medium-term investment goals seeking reliable income and a total return focus through a disciplined and active portfolio management style.

INVESTMENT OBJECTIVES

The Fund seeks to provide high investment returns by investing primarily in income producing securities such as income trusts, bonds, common and preferred shares.

The Monthly Pay Fund (Corporate Class) invests in Monthly Pay Fund on a "fund-on-fund" basis.

FUND FACTS

UNIT PRICE*	Series A - \$5.87
ASSET CLASS	Canadian Equity and Income
DISTRIBUTION FREQUENCY	Monthly, variable rate
INCEPTION DATE	June 30, 2011
MANAGEMENT FEES	Series A - 2.00%
MINIMUM INITIAL INVESTMENT	\$500
ADDITIONAL INVESTMENT	\$25
RSP/RIF/TFSA	100% Eligible
SUB ADVISOR	Front Street Capital 2004. (As of October 9, 2015)
FUND NET ASSETS*	\$0,2 Million
VOLATILITY LEVEL	LOW  HIGH

FUND PERFORMANCE

COMPOUND RETURNS % - SERIES A*

1 MTH	3MTH	6MTH	YTD	1 YEAR	3 YEARS	5 YEARS	10 YEARS	SINCE INCEPTION
-2.33%	-4.71%	-1.18%	-4.71%	-5.85%	-6.59%	-2.17%	-	-0.91%

CALENDAR RETURNS % - SERIES A*

YTD*	2017	2016	2015	2014	2013	2012	2011**	-	-	-
-4.71%	-3.57%	0.36%	-8.94%	6.28%	11.12%	6.28%	-4.40%	-	-	-

FUND CODES AND DISTRIBUTIONS

Series	Fund Code		Previous Month Distribution
A	Front End	MAV 633	\$0.0000
A	Low Load DSC	MAV 773	\$0.0000
F		MAV763	\$0.0000

TOP HOLDINGS %*

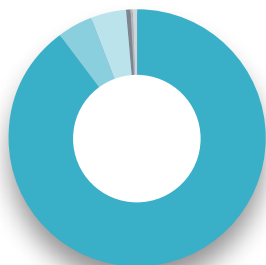
Cash	11.13%
Brookfield Infrastructure Partners	3.78%
Brookfield Asset Management Inc.	3.76%
Park Lawn Corp	3.32%
Maxar Technologies Ltd	3.19%
Sun Life Financial Inc.	3.12%
Pure Industrial REIT	3.09%
Waste Connections Inc	3.06%
Aramark	3.06%
Dream Global Estate Investment Trust	2.99%

TOTAL : 40.50%

GROWTH OF \$10,000 - SERIES A*

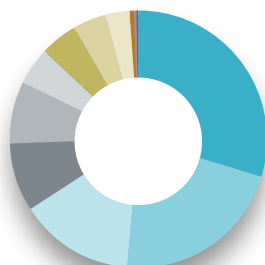


ASSET ALLOCATION %*

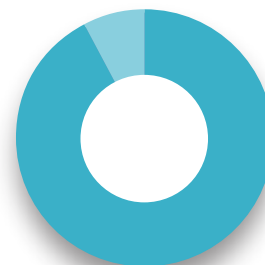


■ CANADIAN EQUITIES.....	85.45%
■ CASH	4.31%
■ US EQUITIES.....	4.12%
■ FIXED INCOME.....	0.49%
■ CORPORATE BONDS	0.49%
■ NET OTHER ASSETS (LIABILITIES)	0.30%

SECTOR ALLOCATION %*



■ FINANCIALS.....	29.90%
■ INDUSTRIALS	21.90%
■ CONSUMER DISCRETIONARY.....	14.62%
■ UTILITIES	8.60%
■ ENERGY.....	7.71%
■ HEALTH CARE	4.80%
■ MATERIALS	4.69%
■ CASH	4.31%
■ INFORMATION TECHNOLOGY.....	3.19%
■ CORPORATE BONDS	0.33%
■ NET OTHER ASSETS (LIABILITIES)	0.30%



■ CANADA.....	92.37%
■ UNITED STATES	7.65%

PORTFOLIO MANAGER

Marquest Asset Management Inc.

Marquest Asset Management Inc. is the manager of the Marquest Funds. Our objectives are to deliver consistent, strong returns and to remain open and accessible to all our partners. Investors and their Investment Advisors can easily fine-tune their portfolios by switching funds within the Marquest Mutual Funds family. The unique breadth of our assets and expertise maximizes investor flexibility. Investors can choose a precise set of funds to suit their individual investment objectives.



GERRY BROCKELSBY, CFA
Chief Investment Officer.

Mr. Brockelsby has over 38 years' experience in managing investment funds for corporations, pension funds and individuals. Prior to establishing Marquest in 1985, Mr. Brockelsby was the Chief investment Officer for the Inco Pension Plan for eight years. Mr. Brockelsby has managed multiple small cap equity and fixed income mandates, including Marquest's flagship Resource Fund which has been one of the top performing funds in its sector since inception in 2003. In addition, Mr. Brockelsby has also managed the Terra Funds flow-through LP'S and rollover mutual funds since early 2009. Mr. Brockelsby is the principal Portfolio Manager to the Marquest Advised Funds.

* As at February 28, 2018

** From June 30, 2011 to December 31, 2011

The Marquest Monthly Pay Fund (Corporate Class) is a series of shares of the Marquest Corporate Class Funds Ltd., a mutual fund corporation. Marquest Funds are offered by Marquest Asset Management Inc. and distributed through authorized dealers. This fund profile should be used only as a general source of information, and should not be considered a solicitation to buy or an offer to sell securities of the fund. Mutual fund choices should be evaluated relative to individual investment objectives. While information is accurate as at the date noted, holdings and asset mix will change. Commissions, trailing commissions, management fees and expenses all may be associated with mutual fund investments. Please read the prospectus before investing. The indicated rates of return are the historical annual compounded total returns including changes in unit value and reinvestment of all distributions and do not take into account sales, redemption, distribution or optional charges or income taxes payable by any unitholder that would have reduced returns. Mutual funds are not guaranteed, their values change frequently and past performance may not be repeated. The rate of return or mathematical table shown is used only to illustrate the effects of the compound growth rate and is not intended to reflect future values of the fund or returns on investment in the fund

TORONTO

161 Bay Street, Suite 4420, P.O. Box 204
Toronto, ON M5J 2S1
T: 416.777.7350 or 1.877.777.1541
F: 416.365.4080

MONTREAL

1155 Robert-Bourassa Boulevard, Suite 905
Montreal, QC H3B 3A7
T: 514.227.0666 or 1.866.687.9363
F: 514.875.8188

VANCOUVER

1055 West Hastings Street, Suite 300
Vancouver, B.C. V6E 2E9
T: 604.895.7281
F: 604.684.6024

CLIENT SERVICES

T: 416.365.4077 or 1.888.964.3533
F: 416.365.4080
clientservices@marquest.ca
www.marquest.ca