

KEY REASONS TO OWN THIS FUND

- Attractive current dividend yield.
- Opportunity for growth in dividends and long-term capital appreciation.
- Exposure to some of the most innovative and profitable public multinational companies.
- Access to institutional portfolio management team with a long history of managing U.S. equities.

THIS FUND IS FOR:

Investors with medium to long-term investment goals seeking reliable income through a disciplined and active portfolio management style.

INVESTMENT OBJECTIVE

The Fund primarily seeks long term capital appreciation, by investing primarily in a portfolio of large cap, dividend paying equity securities listed on a U.S. stock exchange.

FUND FACTS

| | |
|----------------------------|--|
| UNIT PRICE* | Class A –\$10.01 |
| ASSET CLASS | U.S. Equity Large Cap |
| DISTRIBUTION FREQUENCY | Monthly, fixed rate |
| INCEPTION DATE | July 17, 2014 |
| MANAGEMENT FEES | Class A – 2.00% |
| MINIMUM INITIAL INVESTMENT | \$500 |
| ADDITIONAL INVESTMENT | \$25 |
| RSP/RIF/TFSA | 100% Eligible |
| SUB ADVISOR | Seamark Asset Management (2013) Ltd. |
| FUND NET ASSETS* | \$23.2 Million |
| VOLATILITY LEVEL |  |

FUND PERFORMANCE

COMPOUND RETURNS % - CLASS A*

| 1 MTH | 3MTH | 6MTH | YTD | 1 YEAR | 3 YEARS | 5 YEARS | 10 YEARS | SINCE INCEPTION |
|--------|--------|-------|--------|--------|---------|---------|----------|-----------------|
| -1.51% | -1.33% | 2.48% | -1.33% | -0.83% | 3.95% | - | - | 7.44% |

CALENDAR RETURNS % - CLASS A*

| YTD* | 2017 | 2016 | 2015 | 2014** | - | - | - | - | - |
|--------|-------|-------|--------|--------|---|---|---|---|---|
| -1.33% | 4.11% | 6.74% | 10.72% | 16.10% | - | - | - | - | - |

FUND CODES AND DISTRIBUTIONS

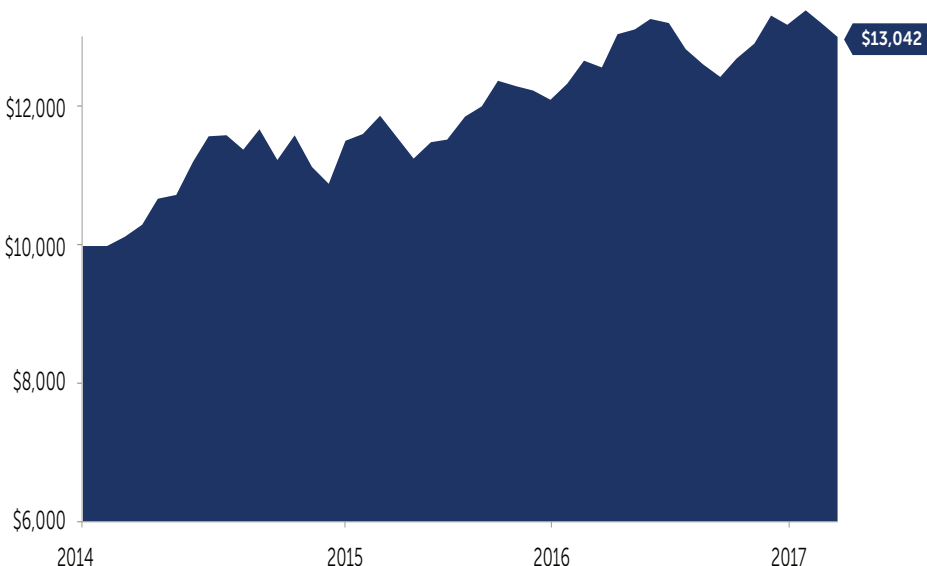
| Class | Fund Code | | Fixed Monthly Distribution |
|-------|--------------|--------|----------------------------|
| A | Front End | MAV145 | \$0.075 |
| A | DSC | MAV245 | \$0.075 |
| A | Low Load DSC | MAV545 | \$0.075 |
| F | | MAV755 | \$0.075 |

TOP HOLDINGS %*

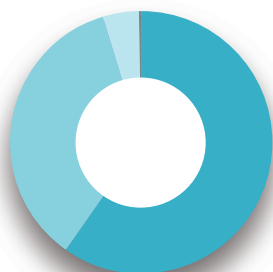
| | |
|-----------------------------------|--------|
| Canada Dollar Future June 19 2018 | 53.83% |
| Newmont Mining Corporation | 2.92% |
| Cash | 2.83% |
| Bank of America Corp. | 2.83% |
| State Street Corp | 2.76% |
| Royal Dutch Shell PLC - ADR B | 2.72% |
| Northern Trust Corp. | 2.69% |
| Honeywell International Inc. | 2.64% |
| Dollar General Corp | 2.59% |
| JPMorgan Chase & Co. | 2.56% |

TOTAL : 78.37%

GROWTH OF \$10,000 - CLASS A*



ASSET ALLOCATION %*




| | |
|---------------------------------------|---------|
| ■ US EQUITIES..... | 90.40% |
| ■ FUTURES..... | 53.83% |
| ■ FOREIGN EQUITIES..... | 6.97% |
| ■ CASH..... | 0.01% |
| ■ NET OTHER ASSETS (LIABILITIES)..... | -51.21% |

SECTOR ALLOCATION %*



| | |
|---------------------------------------|---------|
| ■ FUTURES..... | 53.83% |
| ■ CONSUMER STAPLES..... | 15.74% |
| ■ FINANCIALS..... | 15.68% |
| ■ HEALTH CARE..... | 12.95% |
| ■ INDUSTRIALS..... | 11.81% |
| ■ CONSUMER DISCRETIONARY..... | 9.31% |
| ■ ENERGY..... | 9.15% |
| ■ INFORMATION TECHNOLOGY..... | 8.50% |
| ■ TELECOMMUNICATION SERVICES..... | 6.83% |
| ■ MATERIALS..... | 5.04% |
| ■ UTILITIES..... | 2.36% |
| ■ CASH..... | 0.01% |
| ■ NET OTHER ASSETS (LIABILITIES)..... | -51.21% |

GEOGRAPHIC ALLOCATION %*



| | |
|----------------------|------|
| ■ UNITED STATES..... | 100% |
|----------------------|------|

SUB ADVISOR

Seamark Asset Management (2013) Ltd.

All Seamark sub advised funds are managed on a team basis under the direction of the senior portfolio management team.



ROBERT MCKIM, CFA
Chief Investment Officer.

Robert Mckim joined Elliott & Page Atlantic (later re-named SEAMARK Asset Management Ltd.) in 1984, when the firm had \$50 million in assets under management. Over a twenty year period, Bob was integral in honing a durable investment management style that led to clients enjoying above median returns in 80% of the annual periods during that time frame. Over that twenty year period, Bob participated in all aspects of the investment management process. His executive responsibilities culminated in the Chief Investment Officer and CEO roles of SEAMARK, then a public company. SEAMARK's assets under management exceeded \$10.5 billion at the time of his departure from the firm in 2005.



GEORGE V. LOUGHERY, CFA
Chief Portfolio Manager

George was awarded the CFA designation in 1993. He worked in the Irving organization for 20 years, where he also earned his CGA. George joined SEAMARK in 1996 where he quickly demonstrated his unending penchant for knowledge of every aspect of a company's business. His diligence in understanding companies culminated in his appointment as Head of Equities. As Chief Portfolio Manager, George holds the responsibility for identifying and determining the suitability of each company for the firm's 'masterlist', on which the team relies to construct portfolios meeting clients' objectives. George's focus on individual companies is the backbone of the team's bottom-up approach to portfolio construction.

* As at March 31, 2018

** From July 17, 2014 to December 31, 2014

Marquest Funds are offered by Marquest Asset Management Inc. and distributed through authorized dealers. This fund profile should be used only as a general source of information, and should not be considered a solicitation to buy or an offer to sell securities of the fund. Mutual fund choices should be evaluated relative to individual investment objectives. While information is accurate as at the date noted, holdings and asset mix will change. Commissions, trailing commissions, management fees and expenses all may be associated with mutual fund investments. Please read the prospectus before investing. Mutual funds are not guaranteed, their values change frequently and past performance may not be repeated.

TORONTO

161 Bay Street, Suite 4420, P.O. Box 204
Toronto, ON M5J 2S1
T: 416.777.7350 or 1.877.777.1541
F: 416.365.4080

MONTREAL

1155 Robert-Bourassa Boulevard, Suite 905
Montreal, QC H3B 3A7
T: 514.227.0666 or 1.866.687.9363
F: 514.875.8188

VANCOUVER

1055 West Hastings Street, Suite 300
Vancouver, B.C. V6E 2E9
T: 604.895.7281
F: 604.684.6024

CLIENT SERVICES

T: 416.365.4077 or 1.888.964.3533
F: 416.365.4080
clientservices@marquest.ca
www.marquest.ca