

#### KEY REASONS TO OWN THIS FUND

- Focus on high credit quality portfolio.
- Active management to benefit from the best fixed income opportunities.
- Access to an institutional portfolio management team with a long term track record.
- Portfolio diversification.

#### THIS FUND IS FOR:

Investors with short to medium-term investment goals and are comfortable with low investment risk.

#### INVESTMENT OBJECTIVES

The Fund seeks to provide income by investing primarily in fixed income securities of Canadian governments and companies.

#### FUND FACTS

UNIT PRICE*	\$3.96
ASSET CLASS	Canadian Bond
DISTRIBUTION FREQUENCY	Monthly, fixed rate
INCEPTION DATE	June 4, 1998
MANAGEMENT FEES	Class A – 1.00%
MINIMUM INITIAL INVESTMENT	\$500
ADDITIONAL INVESTMENT	\$25
RSP/RIFF/TFSA	100% Eligible
SUB-ADVISOR	Lorica Investment Counsel Inc. (As at December 1, 2014)
FUND NET ASSETS*	\$1.1 Million



#### FUND PERFORMANCE

##### COMPOUND RETURNS % - CLASS A\*

1 MTH	3MTH	6MTH	YTD	1 YEAR	3 YEARS	5 YEARS	10 YEARS	SINCE INCEPTION
-0.75%	-1.72%	-1.01%	-1.72%	-2.66%	-0.57%	1.04%	2.77%	3.60%

##### CALENDAR RETURNS % - CLASS A\*

YTD*	2017	2016	2015	2014	2013	2012	2011	2010	2009	2008	2007
-1.72%	0.20%	1.33%	1.69%	6.67%	-2.68%	3.64%	6.18%	4.67%	6.37%	4.60%	1.85%

#### FUND CODES AND DISTRIBUTIONS

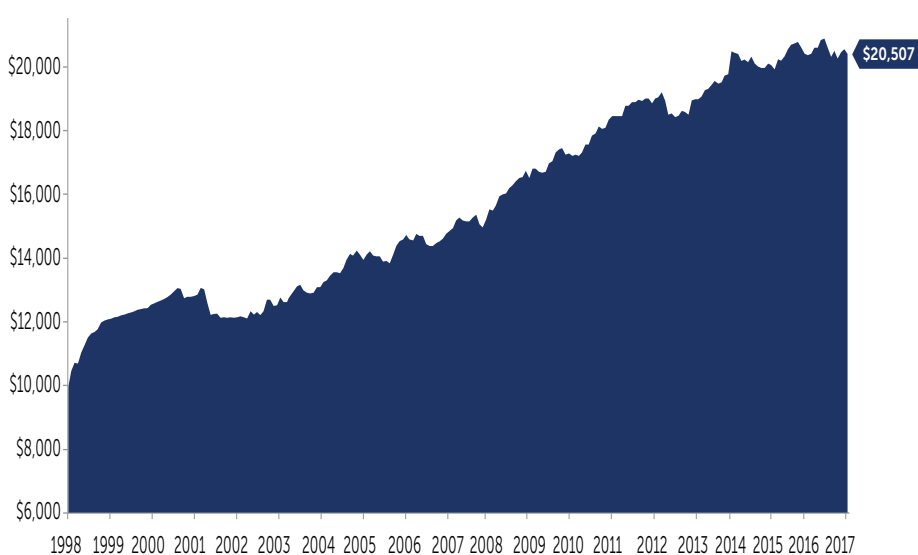
Class	Fund Code		Fixed Monthly Distribution
A	Front End	MAV 109	\$0.02
A	DSC	MAV 209	\$0.02
A	Low Load DSC	MAV 509	\$0.02
F		MAV729	\$0.02

#### TOP HOLDINGS %\*

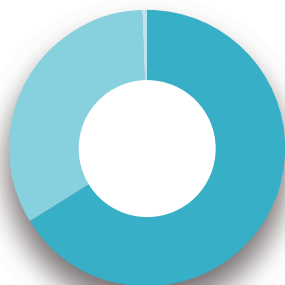
Province of Nova Scotia 2.10% June 1, 2027	12.97%
Telus Corp 3.60% January 26, 2021	6.97%
Enbridge 3.16%, March 11, 2021	6.63%
Saputo Inc 1.939 06/13/2022	6.13%
Laurentian Bank of Canada 2.81%, June 13, 2019	6.11%
Sun Life Financial Inc. 2.60%, September 25, 2025	5.67%
Province of Ontario 1.95%, jUNE 02, 2027	5.30%
National Bank of Canada 3.183% February 1, 2028	4.52%
Honda Canada Finance Inc 1.823% December 19, 2022	4.48%
Royal Bank of Canada 2.333% December 05, 2023	4.47%

**TOTAL : 63.25%**

#### GROWTH OF \$10,000 - CLASS A\*




**SECTOR ALLOCATION %\***



■ CORPORATE BONDS .....	66.20%
■ PROVINCIAL BONDS .....	33.52%
■ CASH .....	0.41%
■ NET OTHER ASSETS (LIABILITIES) .....	-0.15%

**ASSET ALLOCATION %\***



■ FIXED INCOME .....	99.72%
■ CASH .....	0.41%
■ NET OTHER ASSETS (LIABILITIES) .....	-0.15%

**SUB ADVISOR**

Lorica Investment Counsel Inc.

Lorica Investment Counsel Inc. is an investment counsellor, committed to providing an entire investment service including management, administration, communication and compliance. Lorica's investment team and process is characterized by stability, security and consistency and an ongoing commitment to delivering superior results.



**GARY MORRIS, BAsC, MBA, CFA**  
President & Founder

Gary is the president and founder of Lorica and a shareholder. He is responsible for the overall direction and management of the firm and manages fixed income investments for Lorica's clients. Gary has been part of Canada's fixed income community for over 25 years and has a track record that spans over 15-years. Gary graduated with a Bachelor of Applied Science (EngSci.) from the Faculty of Engineering at the University of Toronto in 1986 and an MBA from the Schulich School of Business at York University in 1989. He earned the CFA designation in 1992.



**THOMAS GOMES, Sr.**  
Portfolio Manager & Shareholder

Thomas joined Lorica at its inception and is a shareholder. He has worked together with Gary Morris since June, 2000. Thomas specializes in the analysis and management of credit investments for Lorica, where he applies his accounting and finance background to the analysis of the provincial, corporate, and securitized bond markets. Thomas graduated from the University of Toronto in 2000 with a BComm. He received his CFA designation in 2003 and US CPA designation in 2007.

\* As at March 31, 2018

Marquest Funds are offered by Marquest Asset Management Inc. and distributed through authorized dealers. This fund profile should be used only as a general source of information, and should not be considered a solicitation to buy or an offer to sell securities of the fund. Mutual fund choices should be evaluated relative to individual investment objectives. While information is accurate as at the date noted, holdings and asset mix will change. Commissions, trailing commissions, management fees and expenses all may be associated with mutual fund investments. Please read the prospectus before investing. The indicated rates of return are the historical annual compounded total returns including changes in unit value and reinvestment of all distributions and do not take into account sales, redemption, distribution or optional charges or income taxes payable by any unitholder that would have reduced returns. Mutual funds are not guaranteed, their values change frequently and past performance may not be repeated. The rate of return or mathematical table shown is used only to illustrate the effects of the compound growth rate and is not intended to reflect future values of the fund or returns on investment in the fund.

**TORONTO**

161 Bay Street, Suite 4420, P.O. Box 204  
Toronto, ON M5J 2S1  
T: 416.777.7350 or 1.877.777.1541  
F: 416.365.4080

**MONTREAL**

1155 Robert-Bourassa Boulevard, Suite 905  
Montreal, QC H3B 3A7  
T: 514.227.0666 or 1.866.687.9363  
F: 514.875.8188

**VANCOUVER**

1055 West Hastings Street, Suite 300  
Vancouver, B.C. V6E 2E9  
T: 604.895.7281  
F: 604.684.6024

**CLIENT SERVICES**

T: 416.365.4077 or 1.888.964.3533  
F: 416.365.4080  
clientservices@marquest.ca  
www.marquest.ca