

KEY REASONS TO OWN THIS FUND

- Monthly distributions of \$0.09 per unit.
- Long-term, modest capital appreciation.
- Inflation protection.

THIS FUND IS FOR:

Investors with medium-term investment goals seeking after-tax income, and are looking to preserve and enhance their capital.

INVESTMENT OBJECTIVES

The Fund seeks to provide investors with monthly cash distributions and to preserve and enhance the net asset value of the Fund against inflation through capital appreciation, primarily through the purchase of a diversified pool of global large capitalization dividend-paying equity and fixed income securities.

FUND FACTS

UNIT PRICE*	Class A - \$16.01
ASSET CLASS	Global Equity Balanced
DISTRIBUTION FREQUENCY	Monthly, fixed rate
INCEPTION DATE	October 31, 2006
MANAGEMENT FEES	Class A - 2.10%
MINIMUM INITIAL INVESTMENT	\$500
ADDITIONAL INVESTMENT	\$25
RSP/RIF/TFSA	100% Eligible
INVESTMENT MANAGER	Cassels Investment Management Inc
FUND NET ASSETS*	\$10.6 Million
VOLATILITY LEVEL	

FUND PERFORMANCE
COMPOUND RETURNS % - CLASS A*

1 MTH	3MTH	6MTH	YTD	1 YEAR	3 YEARS	5 YEARS	10 YEARS	SINCE INCEPTION
-2.48%	-2.61%	-1.69%	-2.61%	-2.85%	1.14%	6.44%	4.58%	2.95%

CALENDAR RETURNS % - CLASS A*

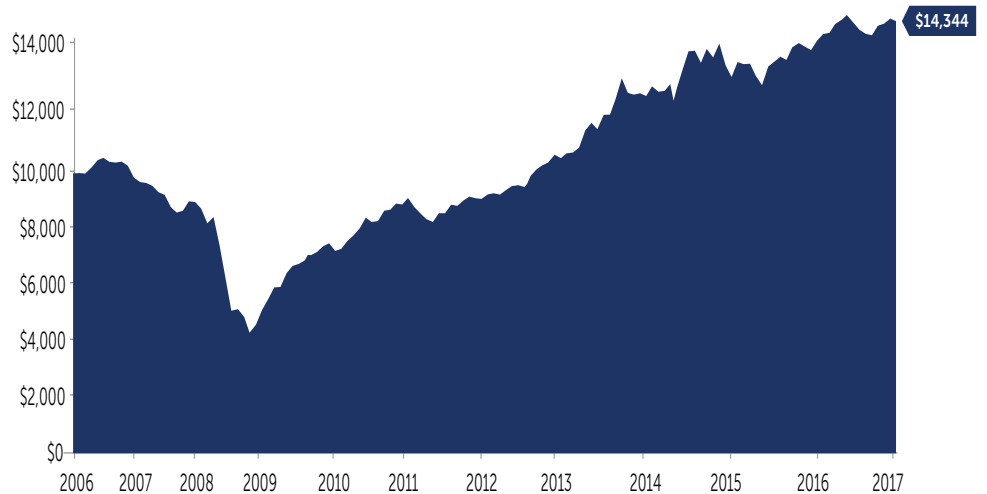
YTD*	2017	2016	2015	2014	2013	2012	2011	2010	2009	2008	2007	2006**
-2.61%	2.64%	6.45%	5.57%	7.70%	20.39%	6.52%	5.38%	12.61%	25.38%	-34.84	-7.63%	1.61%

FUND CODES AND DISTRIBUTIONS

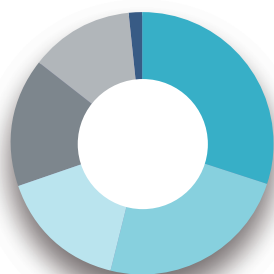
Class	Fund Code		Fixed Monthly Distribution
A	Front End	MAV 116	\$0.09
A	DSC	MAV 216	\$0.09
A	Low Load DSC	MAV 516	\$0.09
F		MAV736	\$0.09

TOP HOLDINGS %

Canada Dollar Future June 19 2018	18.83%
HDFC Bank Ltd. - ADR	5.38%
United Health Group Incorporated	4.67%
HCA Healthcare Inc.	4.11%
Toronto Dominion Bank	4.09%
Diageo PLC - Sponsored ADR	3.77%
Royal Bank of Canada	3.74%
Cascades Inc 5.5 July 15, 2022	3.70%
Bank of Nova Scotia	3.65%
Siemens AG	3.56%

TOTAL : 55.50%
GROWTH OF \$10,000 - CLASS A*


ASSET ALLOCATION %*



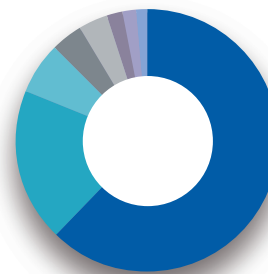
■ US EQUITIES.....	35.51%
■ CANADIAN EQUITIES.....	27.98%
■ FUTURES.....	18.83%
■ FOREIGN EQUITIES.....	18.72%
■ CORPORATE BONDS.....	14.98%
■ CASH.....	1.71%
■ NET OTHER ASSETS (LIABILITIES).....	-17.77%

SECTOR ALLOCATION %*



■ FINANCIALS.....	29.52%
■ FUTURES.....	18.83%
■ ENERGY.....	12.62%
■ HEALTH CARE.....	12.22%
■ MATERIALS.....	11.62%
■ INDUSTRIALS.....	9.08%
■ CONSUMER DISCRETIONARY.....	8.83%
■ INFORMATION TECHNOLOGY.....	7.63%
■ CONSUMER STAPLES.....	3.77%
■ UTILITIES.....	1.90%
■ CASH.....	1.71%
■ NET OTHER ASSETS (LIABILITIES).....	-17.77%

GEOGRAPHIC ALLOCATION %*



■ UNITED STATES.....	62.24%
■ CANADA.....	19.00%
■ INDIA.....	6.46%
■ UNITED KINGDOM.....	3.77%
■ GERMANY.....	3.56%
■ SPAIN.....	1.98%
■ CHINA.....	1.78%
■ JAPAN.....	1.17%

INVESTMENT MANAGER

Cassels Investment Management Inc.

Cassels Investment Management Inc. is an investment counsel/ portfolio manager founded in 2000 by Robert Cassels and Liis Palmer. The company manages discretionary accounts for high net worth individuals and institutions.



ROBERT CASSELS
President & Chief Investment Officer, Cassels Investment Management Inc.

Prior to co-founding Cassels Investment Management Inc. in 1999, Robert spent 12 years with TD Bank in a number of key positions in mergers and acquisitions, equity investments and portfolio management. He has also held executive positions with both public and private companies. He is Chairman of the Trinity College Board of Trustees and former Chairman of the Investment Committee.



LIIS PALMER
Vice President & Portfolio Manager, Cassels Investment Management Inc

Liis is a lawyer with over 23 years experience in the investment industry. Prior to co-founding Cassels Investment Management Inc. in 1999 Liis was Vice President and Director in the Institutional Equity Group at TD Securities. Her previous positions include institutional equity sales at ScotiaMcLeod and investment banking with UBS Warburg and Credit Suisse First Boston.

FUND AWARDS

2015 

2013 



2012 

2011 

* As at March 31, 2018

** From October 1, 2006 to December 31, 2006

Marquest Funds are offered by Marquest Asset Management Inc. and distributed through authorized dealers. This fund profile should be used only as a general source of information, and should not be considered a solicitation to buy or an offer to sell securities of the fund. Mutual fund choices should be evaluated relative to individual investment objectives. While information is accurate as at the date noted, holdings and asset mix will change. Commissions, trailing commissions, management fees and expenses all may be associated with mutual fund investments. Please read the prospectus before investing. The indicated rates of return are the historical annual compounded total returns including changes in unit value and reinvestment of all distributions and do not take into account sales, redemption, distribution or optional charges or income taxes payable by any unitholder that would have reduced returns. Mutual funds are not guaranteed, their values change frequently and past performance may not be repeated. The rate of return or mathematical table shown is used only to illustrate the effects of the compound growth rate and is not intended to reflect future values of the fund or returns on investment in the fund.

TORONTO

161 Bay Street, Suite 4420, P.O. Box 204
Toronto, ON M5J 2S1
T: 416.777.7350 or 1.877.777.1541
F: 416.365.4080

MONTREAL

1155 Robert-Bourassa Boulevard, Suite 905
Montreal, QC H3B 3A7
T: 514.227.0666 or 1.866.687.9363
F: 514.875.8188

VANCOUVER

1055 West Hastings Street, Suite 300
Vancouver, B.C. V6E 2E9
T: 604.895.7281
F: 604.684.6024

CLIENT SERVICES

T: 416.365.4077 or 1.888.964.3533
F: 416.365.4080
clientservices@marquest.ca
www.marquest.ca