

#### KEY REASONS TO OWN THIS FUND

- Potential for significant capital appreciation.
- Focuses on undervalued opportunities in the small cap market.

#### THIS FUND IS FOR:

Investors with medium to long-term investment goals seeking exposure to the small and micro capitalization sectors and are comfortable with high investment risk.

#### INVESTMENT OBJECTIVES

The Fund seeks to provide maximum long-term capital growth by investing primarily in equity securities of Canadian companies, with an emphasis on small and micro capitalization companies.

#### FUND FACTS

UNIT PRICE*	Class A –\$9.80
ASSET CLASS	Small Cap Canadian Equity
DISTRIBUTION FREQUENCY	Annually, if any
INCEPTION	September 27, 2004
MANAGEMENT FEES	Class A – 2.50%
MINIMUM INITIAL INVESTMENT	\$500
ADDITIONAL INVESTMENT	\$25
RSP/RIF/TFSA	100% Eligible
PORTFOLIO MANAGER	Marquest Asset Management Inc.
FUND NET ASSETS*	\$1.2 Million

#### VOLATILITY LEVEL



#### FUND PERFORMANCE

##### COMPOUND RETURNS % - CLASS A\*

1 MTH	3MTH	6MTH	YTD	1 YEAR	3 YEARS	5 YEARS	10 YEARS	SINCE INCEPTION
-7.81%	-7.46%	-7.89%	-7.46%	-17.23%	-6.50%	-2.53%	-5.41%	0.77%

##### CALENDAR RETURNS % - CLASS A\*

YTD*	2017	2016	2015	2014	2013	2012	2011	2010	2009	2008	2007	2006
-7.46%	-2.31%	14.23%	-16.02%	4.73%	-6.66%	-22.26%	-15.32%	43.93%	48.96%	-57.91%	-1.02%	33.03%

#### FUND CODES

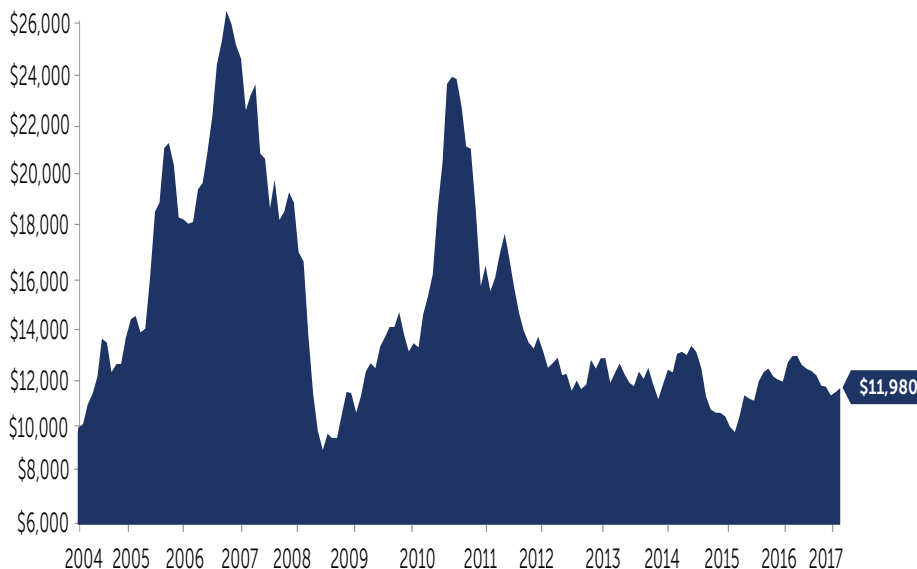
Class	Fund Code	
A	Front End	MAV114
A	DSC	MAV214
A	Low Load DSC	MAV514
F		MAV734

#### TOP HOLDINGS %\*

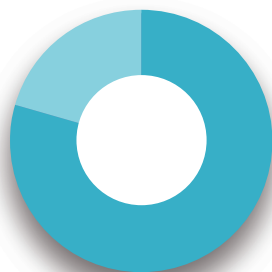
Cash	20.36%
Cordillera Gold Ltd.	6.13%
Parkland Fuel Corp.	4.85%
Nubeva Technologies Ltd.	4.36%
Canada Zinc Metals Corp.	3.99%
Russel Metals Inc.	3.85%
Sienna Senior Living Inc	3.73%
Questor Technology Inc	3.50%
HudBay Minerals Inc.	3.48%
Kinaxis Inc.	3.38%

**TOTAL : 57.63%**

#### GROWTH OF \$10,000 - CLASS A\*

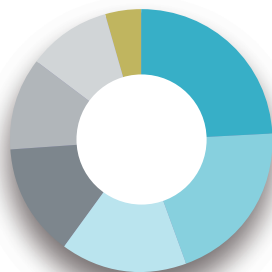


### ASSET ALLOCATION %\*



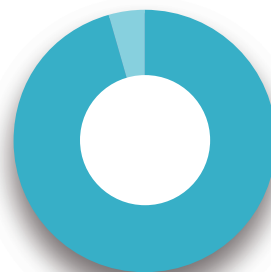
■ CANADIAN EQUITIES .....	79.75%
■ CASH .....	20.36%
■ NET OTHER ASSETS (LIABILITIES) .....	-0.11%

### SECTOR ALLOCATION %\*



■ MATERIALS .....	24.28%
■ CASH .....	20.36%
■ HEALTH CARE .....	15.70%
■ INFORMATION TECHNOLOGY .....	13.78%
■ ENERGY .....	11.37%
■ INDUSTRIALS .....	10.26%
■ FINANCIALS .....	4.36%
■ NET OTHER ASSETS (LIABILITIES) .....	-0.11%

### GEOGRAPHIC ALLOCATION %\*



■ CANADA .....	95.72%
■ UNITED STATES .....	4.27%

### PORTFOLIO MANAGER

Marquest Asset Management Inc..

Marquest Asset Management Inc. is the manager of the Marquest Group of Funds. Our objectives are to deliver consistent, strong returns and to remain open and accessible to all our partners. Investors and their Investment Advisors can easily fine-tune their portfolios by switching funds within the Marquest Group of Funds. The unique breadth of our assets and expertise maximizes investor flexibility. Investors can choose a precise set of funds to suit their individual investment objectives.



GERRY BROCKELSBY, CFA  
Chief Investment Officer

Mr. Brockelsby has over 38 years' experience in managing investment funds for corporations, pension funds and individuals. Prior to establishing Marquest in 1985, Mr. Brockelsby was the Chief investment Officer for the Inco Pension Plan for eight years. Mr. Brockelsby has managed multiple small cap equity and fixed income mandates, including Marquest's flagship Resource Fund which has been one of the top performing funds in its sector since inception in 2003. In addition, Mr. Brockelsby has also managed the Terra Funds flow-through LP'S and rollover mutual funds since early 2009. Mr. Brockelsby is the principal Portfolio Manager to the Marquest Advised Funds

\* As at March 31, 2018

Marquest Funds are offered by Marquest Asset Management Inc. and distributed through authorized dealers. This fund profile should be used only as a general source of information, and should not be considered a solicitation to buy or an offer to sell securities of the fund. Mutual fund choices should be evaluated relative to individual investment objectives. While information is accurate as at the date noted, holdings and asset mix will change. Commissions, trailing commissions, management fees and expenses all may be associated with mutual fund investments. Please read the prospectus before investing. The indicated rates of return are the historical annual compounded total returns including changes in unit value and reinvestment of all distributions and do not take into account sales, redemption, distribution or optional charges or income taxes payable by any unitholder that would have reduced returns. Mutual funds are not guaranteed, their values change frequently and past performance may not be repeated. The rate of return or mathematical table shown is used only to illustrate the effects of the compound growth rate and is not intended to reflect future values of the fund or returns on investment in the fund. .

#### TORONTO

161 Bay Street, Suite 4420, P.O. Box 204  
Toronto, ON M5J 2S1  
T: 416.777.7350 or 1.877.777.1541  
F: 416.365.4080

#### MONTREAL

1155 Robert-Bourassa Boulevard, Suite 905  
Montreal, QC H3B 3A7  
T: 514.227.0666 or 1.866.687.9363  
F: 514.875.8188

#### VANCOUVER

1055 West Hastings Street, Suite 300  
Vancouver, B.C. V6E 2E9  
T: 604.895.7281  
F: 604.684.6024

#### CLIENT SERVICES

T: 416.365.4077 or 1.888.964.3533  
F: 416.365.4080  
clientservices@marquest.ca  
www.marquest.ca