

THIS FUND IS FOR:

This Fund is designed for those investors with medium to long term investment goals and who are seeking tax effective income through exposure to the Canadian equity sector (including across small, medium and large cap stocks) within their portfolio.

INVESTMENT OBJECTIVES

The Fund seeks to provide holders with a stable monthly stream of cash distributions, which shall be determined on an annual basis by the Manager, and the potential for long term capital appreciation by investing primarily in large capitalization higher yielding securities but also some exposure to small and mid-capitalization high yield securities. A majority of this Fund's portfolio will be comprised of investments in dividend paying and/or income paying entities and whom the Manager believes intend to pay dividends and/or income in the near future.

INVESTMENT STRATEGIES

The Fund uses a value approach to high yield investments as a primary method to securities selection. This means searching for organizations that are able to maintain and grow their distributions. In addition, the Fund will look for organizations offering superior long-term earnings and cash flow per share growth, organizations exhibiting a strong position in the market in which it operates, quality management and balance sheet strength.

FUND FACTS

UNIT PRICE*	Series A/Regular –\$13.02
ASSET CLASS	Dividend and Income Equity
DISTRIBUTION FREQUENCY	Annually, in December
VALUATION FREQUENCY	Daily
BENCHMARK	60-Day Cdn Treasury Bill rate (5%); BMO Nesbitt Burns Preferred Share Index (10%); S&P TSX Utilities Index (10%); S&P TSX Income Trust Index (15%); S&P TSX Capped Financials Index (20%); S&P TSX 60 Index (40%)
INCEPTION DATE	December 1, 2008
MANAGEMENT FEES	Series A/Regular – 2.00%
INCENTIVE FEE	20% of excess return over Benchmark in each year
MINIMUM INITIAL INVESTMENT	\$1,000
ADDITIONAL INVESTMENT	\$100
RSP/RIF/TFSA	100% Eligible
PORTFOLIO MANAGER	Marquest Asset Management Inc.
FUND NET ASSETS*	\$5.7 Million

FUND PERFORMANCE

COMPOUND RETURNS % - SERIES A/REGULAR*

1 MTH	3MTH	6MTH	YTD	1 YEAR	3 YEARS	5 YEARS	10 YEARS	SINCE INCEPTION
-2.03%	-2.10%	-1.57%	8.78%	0.03%	-2.39%	-2.12%	1.62%	2.45%

CALENDAR RETURNS % - SERIES A/REGULAR*

YTD*	2018	2017	2016	2015	2014	2013	2012	2011	2010	2009
8.78%	-16.51%	0.18%	3.26%	-0.34%	-1.63%	9.26%	2.30%	-4.91%	10.88%	19.47%



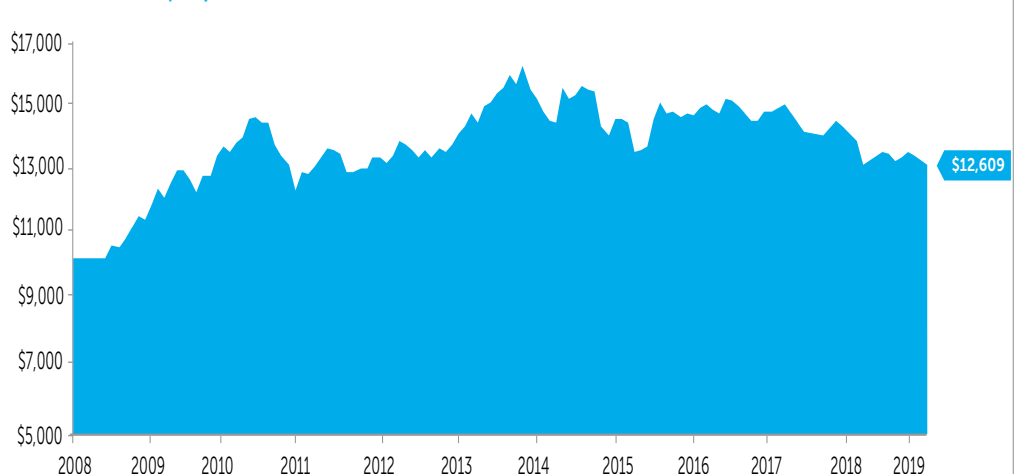
FUND CODES

Series A/Regular	Fund Code MAV7005
------------------	-------------------

TOP 10 HOLDINGS %*

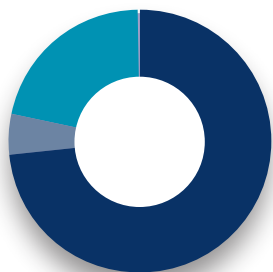
Cash	4.98%
Thomson Reuters Corp.	3.83%
Park Lawn Corp	3.73%
Brookfield Renewable Power	3.57%
American Hotel Income Properties REIT LP	3.18%
Altagas Income Ltd.	3.08%
Crombie Real Estate Investment Trust	2.86%
Parkland Fuel Corp.	2.80%
Pembina Pipeline Corp.	2.76%

GROWTH OF \$10,000 - SERIES A/ REGULAR*



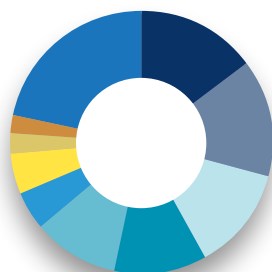
TOTAL: 30.79%

ASSET ALLOCATION %*



■ CANADIAN EQUITIES	73.59%
■ CASH	4.98%
■ NET OTHER ASSETS (LIABILITIES)	21.44%

SECTOR ALLOCATION %*



■ ENERGY	14.78%
■ CONSUMER DISCRETIONARY	14.54%
■ FINANCIALS	12.75%
■ UTILITIES	11.49%
■ COMMERCIAL REAL ESTATE	10.34%
■ CASH	4.98%
■ CONSUMER STAPLES	4.79%
■ MATERIALS	2.51%
■ INDUSTRIALS	2.39%
■ NET OTHER ASSETS (LIABILITIES)	21.44%

GEOGRAPHIC ALLOCATION %*



■ CANADA	100 %
----------------	-------

PORTFOLIO MANAGER

Marquest Asset Management Inc.

Marquest Asset Management Inc. is the manager of Marquest Mutual Funds Inc. Our objectives are to deliver consistent, strong returns and to remain open and accessible to all our partners. Investors and their Investment Advisors can easily fine-tune their portfolios by switching funds within Marquest Mutual Funds Inc. The unique breadth of our assets and expertise maximizes investor flexibility. Investors can choose a precise set of funds to suit their individual investment objectives.



GERRY BROCKELSBY, CFA
Chief Investment Officer

Mr. Brockelsby has over 38 years' experience in managing investment funds for corporations, pension funds and individuals. Prior to establishing Marquest in 1985, Mr. Brockelsby was the Chief investment Officer for the Inco Pension Plan for eight years. Mr. Brockelsby has managed multiple small cap equity and fixed income mandates, including Marquest's flagship Resource Fund which has been one of the top performing funds in its sector since inception in 2003. In addition, Mr. Brockelsby has also managed the Terra Funds flow-through LP'S and rollover mutual funds since early 2009. Mr. Brockelsby is the principal Portfolio Manager to the Marquest Advised Funds.

* As at October 31, 2019

Marquest Funds are offered by Marquest Asset Management Inc. and distributed through authorized dealers. This fund profile should be used only as a general source of information, and should not be considered a solicitation to buy or an offer to sell securities of the fund. Mutual fund choices should be evaluated relative to individual investment objectives. While information is accurate as at the date noted, holdings and asset mix will change. Commissions, trailing commissions, management fees and expenses all may be associated with mutual fund investments. Please read the prospectus before investing. The indicated rates of return are the historical annual compounded total returns including changes in unit value and reinvestment of all dividends and do not take into account sales, redemption, distribution or optional charges or income taxes payable by any securityholder that would have reduced returns. Mutual funds are not guaranteed, their values change frequently and past performance may not be repeated. The rate of return or mathematical table shown is used only to illustrate the effects of the compound growth rate and is not intended to reflect future values of the fund or returns on investment in the fund.

TORONTO

161 Bay Street, 27th Floor
Toronto, ON M5J 2S1
T: 416.777.7350 or 1.877.777.1541
F: 416.365.4080

CLIENT SERVICES

T: 416.365.4077 or 1.888.964.3533
F: 416.365.4080
clientservices@marquest.ca
www.marquest.ca